



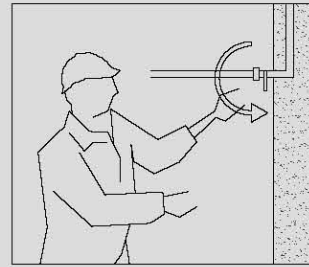
1

Unplug the pump



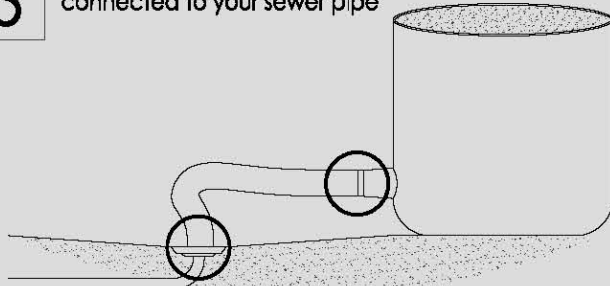
2

Close the fresh water valve



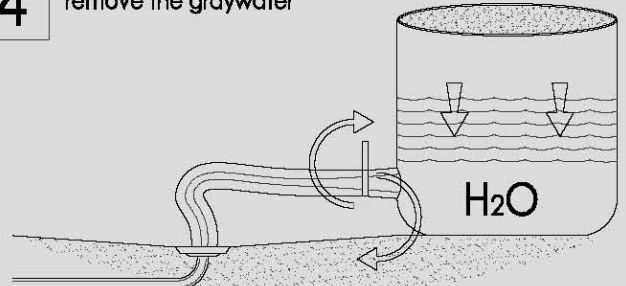
3

Make sure that clean-out valve is connected to your sewer pipe



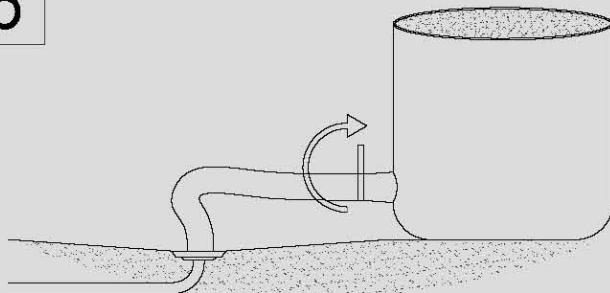
4

Open the cleanout valve to remove the graywater




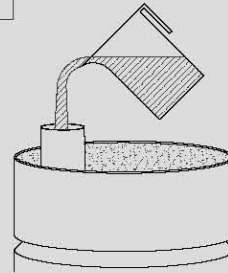
5

Close the cleanout valve



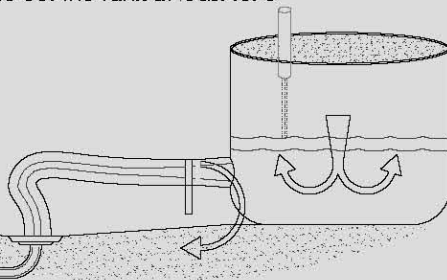
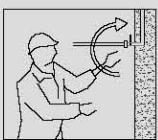
6

Put approximately 5 liters of vinegar into the tank and let it settle for 10 to 15 minutes in the tank



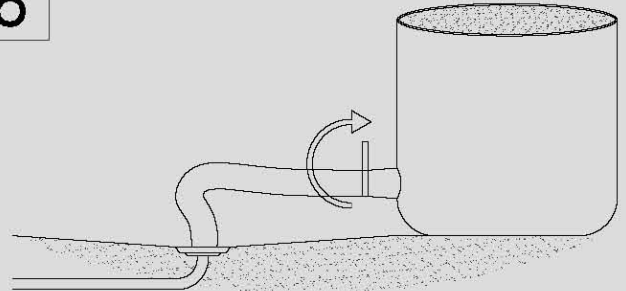
7

Open the fresh water valve and cleanout valve. Rinse out the tank at least for 3 minutes.



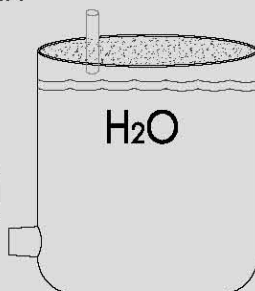


8

Close the cleanout valve



9

Make sure there's enough water in the tank (fresh water supply shuts off automatically) and then reconnect the pump.



Cleaning the tank

Do not use toilet, bathtub, shower or laundry while cleaning the tank

7